



How To Sign Up For Publix Rewards

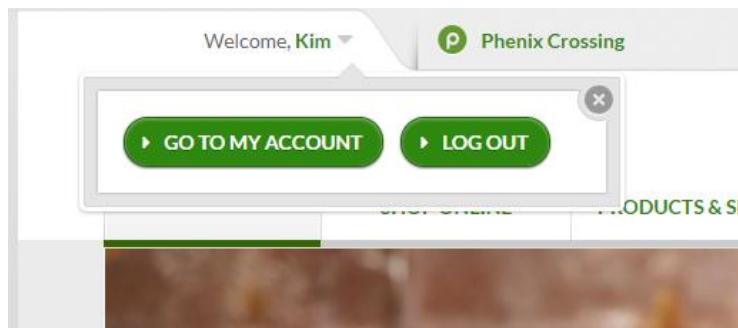
Help our school earn money on your shopping trips to Publix!

Step 1: Go to www.publix.com

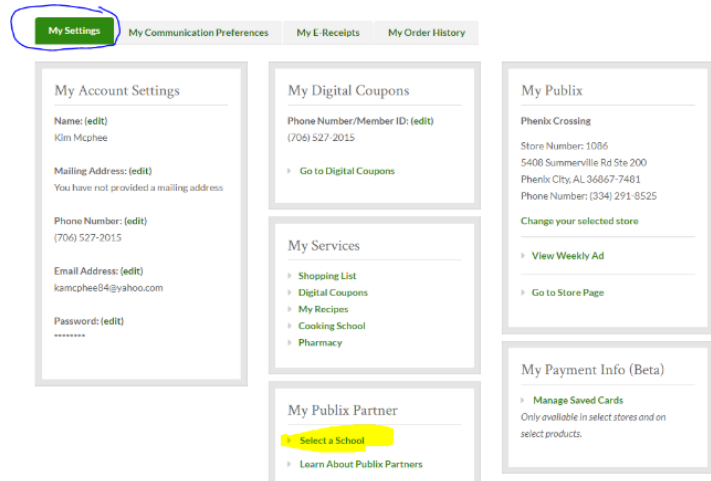
Step 2: Click on Log In or Sign Up and Log in to your account.



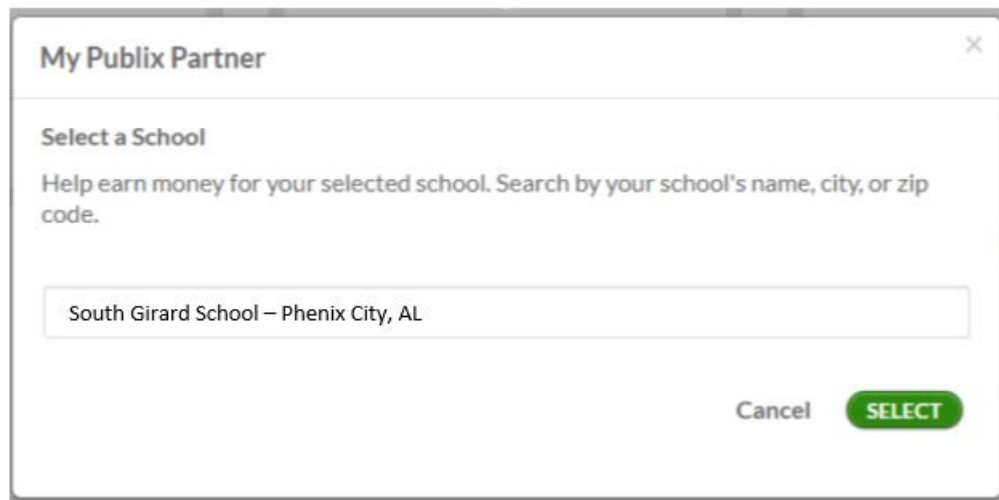
Step 3: Once you are logged in, click the down arrow and select **Go To My Account**



Step 4: Under the **My Settings** tab, look for **My Publix Partner**, then click on **Select a School**



Step 5: Type in **South Girard School**, then click on **Select**



Your account is linked to your phone number. When you check out at Publix, be sure to type your phone number in on the pin pad so our school can earn rewards!